



SERVICE		PRP	ESP
POWER	kVA	7,2	7,8
POWER	kW	5,8	6,2
RATED SPEED	r.p.m.	1.500	
STANDARD VOLTAGE	V	230 V (m)	
RATED AT POWER FACTOR	Cos Phi	0,8	



## HS | STATIONARY RANGE

FILIAL UK Company with quality certification ISO 9001

FILIAL UK gensets are compliant with EC mark which includes the following directives:

- 2006/42/CE Machinery safety.
- 2014/30/UE Electromagnetic compatibility.
- 2014/35/UE electrical equipment designed for use within certain voltage limits
- 2000/14/EC Sound Power level. Noise emissions outdoor equipment. (amended by 2005/88/EC)
- 97/68/EC Emissions of gaseous and particulate pollutants. (amended by 2012/46/EU)
- EN 12100, EN 13857, EN 60204

Ambient conditions of reference according to ISO 8528-1:2018 normative: 1000 mbar, 25°C, 30% relative humidity.

Prime Power (PRP):

According to ISO 8528-1:2018, Prime power is the maximum power which a generating set is capable of delivering continuously whilst supplying a variable electrical load when operated for an unlimited number of hours per year under the agreed operating conditions with the maintenance intervals and procedures being carried out as prescribed by the manufacturer. The permissible average power output (Ppp) over 24 h of operation shall not exceed 70 % of the PRP.

Emergency Standby Power (ESP):

According to ISO 8528-1:2018, Emergency standby power is the maximum power available during a variable electrical power sequence, under the stated operating conditions, for which a generating set is capable of delivering in the event of a utility power outage or under test conditions for up to 200 h of operation per year with the maintenance intervals and procedures being carried out as prescribed by the manufacturers. The permissible average power output over 24 h of operation shall not exceed 70 % of the ESP

Continuous Power (COP): According to Standard ISO 8528-1:2018, this is the maximum power available for continuous loads for unlimited running hours a year between the maintenance times recommended by the manufacturer under the environmental conditions established by the same.

G2 class load acceptance in accordance with ISO 8528-5:2018

HIMOINSA HEADQUARTERS:

Fábrica: Ctra. Murcia - San Javier, Km. 23,6 | 30730 SAN JAVIER (Murcia) Spain  
Tel.+34 968 19 11 28 Fax +34 968 19 12 17 Fax +34 968 19 04 20 |  
info@himoinsa.com | www.himoinsa.com

Manufacture facilities:

SPAIN • FRANCE • INDIA • CHINA • USA • BRAZIL • ARGENTINA

Subsidiaries:

PORTUGAL | POLAND | GERMANY | UK | SINGAPORE | UAE | PANAMA |  
DOMINICAN REPUBLIC | ARGENTINA | ANGOLA | SOUTH AFRICA



## STANDARD SOUNDPROOFING



HS10



WATER-COOLED



SINGLE PHASE



50 HZ



STAGE V



DIESEL

Filial UK has the right to modify any feature without prior notice.

Weights and dimensions based on standard products. Illustrations may include optional equipment.

Technical data described in this catalogue correspond to the available information at the moment of printing.

The illustrations and images are indicative and may not coincide in their entirety with the product.


Industrial design under patent.



## Engine Specifications | 1.500 r.p.m.

Rated Output (PRP)	kW	8,2
Rated Output (ESP)	kW	9
Manufacturer	YANMAR	
Model	3TNV80FNGGEH	
Engine Type	4-stroke diesel	
Injection Type	Indirect	
Aspiration Type	Natural	
Number of cylinders and arrangement	3-L	
Bore and Stroke	mm	80 x 84
Displacement	L	1,27
Cooling System	Liquid (water + 50% glycol)	
Lube Oil Specifications	SAE 3 class 10W30 / API grade CD,CF	
Compression Ratio	23,1	

Total oil capacity	L	3,4
Total coolant capacity	L	4,4
Governor	Type	Mechanical
Air Filter	Type	Dry


- 
- Diesel engine
  - 4-stroke cycle
  - Water-cooled
  - 12V electrical system
  - Dry air filter
  - Radiator with pusher fan
  - Mechanical governor
  - Hot parts protection
  - Moving parts protection



## Generator Specifications | MECC ALTE

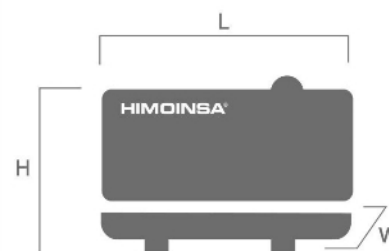
Manufacturer	MECC ALTE	
Model	ECP28.1S4C	
Poles	No.	4
Connection type (standard)	Double delta	
Mounting type	S-5 7*1/2	
Insulation	Class	H class

Enclosure (according IEC-34-5)	IP23
Exciter system	Self-excited, brushless
Voltage regulator	A.V.R. (Electronic)
Bracket type	Single bearing
Coupling system	Flexible disc
Coating type	Standard (Vacuum impregnation)

- 
- Self-excited and self-regulated
  - IP23 protection
  - H class insulation

## WEIGHT AND DIMENSIONS

Standard Version		
Length (L)	mm	1.725
Height (H)	mm	1.255
Width (W)	mm	750
Maximum shipping volume	m <sup>3</sup>	1,62
Weight with liquids in radiator and sump	Kg	540
Fuel tank capacity	L	100
Autonomy	Hours	43
Steel tank		



## SOUND PRESSURE

Sound pressure level	dB(A)@7m	59 ± 2,4
Sound pressure level with attenuation system	dB(A)@7m	55 ± 2,4

## APPLICATION DATA

### EXHAUST SYSTEM

Maximum exhaust temperature	°C	400
Exhaust Gas Flow	m <sup>3</sup> /min	2,4
Maximum allowed back pressure	mm H2o	1000

### NECESSARY AMOUNT OF AIR

Intake air flow	m <sup>3</sup> /h	51,44
Cooling Air Flow	m <sup>3</sup> /s	0,693
Alternator fan air flow	m <sup>3</sup> /s	0,11

### FUEL CONSUMPTION

Fuel Consumption 100% ESP	l/h	2,82
Fuel Consumption 100% PRP	l/h	2,68
Fuel Consumption 70 % PRP	l/h	2,27

### FUEL SYSTEM

Fuel Oil Specifications	Diesel	
Fuel Tank	L	100

### STARTING SYSTEM

Starting power	kW	1,1
Starting power	CV	1,5
Auxiliary Voltage	Vdc	12



## Soundproofed version

- Steel chassis
- Lower power cable outlet with aluminum cover
- Side auxiliary cable outlet with aluminum cover
- Modular tank and retention tray system. Allows easy removal and / or maintenance of the equipment
- Wide access to the engine compartment because of a removable door
- Fuel tank in retention tray
- Soundproofing with foam and polyurethane film
- 4 side lifting points
- Anti-vibration shock absorbers
- Fuel tank
- Fuel level gauge
- External emergency stop switch
- Bodywork made from high quality steel plate
- High mechanical strength
- Epoxy polyester powder coating
- Full access for maintenance (water, oil and filters, no need to remove the canopy)
- Versatility to assemble a high capacity chassis with a metallic fuel tank
- IP Protection according to ISO 8528-13:2016
- Manual oil extraction pump (Opcional).
- Noise reduction kit (Opcional).
- Retention Tray (Opcional).
- Manual oil drain pump (Opcional).
- Fuel transfer pump (Opcional).



# CONTROL PANELS



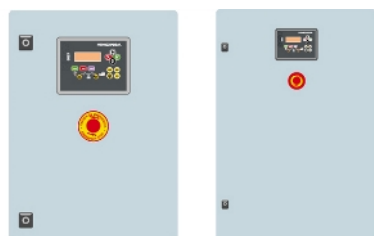
## AS5

Automatic panel WITHOUT transfer switch and WITHOUT mains control with CEM7 unit. (\*) AS5 as optional with CEA7 unit. Automatic panel without transfer switch and WITH mains control.



## AS7

Automatic control panel WITHOUT Transfer Switch and WITHOUT mains control with M7X unit. Digital control unit M7X



## CC2

Himoinsa Switching cabinet WITH display. Digital control unit CEC7



## AS5 + CC2

Automatic panel WITH transfer switch and with mains control. The display will be on the genset and on the cabinet. Digital control unit CEM7+CEC7



## AS7 + CC2

Automatic control panel WITH transfer switch and WITH mains control. The display will be on the genset and on the cabinet. Digital control unit M7X+CEC7



## AC5

Automatic mains failure control panel. Wall-mounted cabinet WITH transfer switch and thermal magnetic protection (depending on current and voltage). Digital control unit CEA7



## Electrical system

- Electric control and power panel with measurements devices and control unit (according to necessity and configuration)
- 4-pole thermal magnetic circuit breaker
- Adjustable earth leakage protection
- Leakage detector
- Battery charger (standard on gensets with automatic control panels)
- Heating resistor (standard on sets with automatic control panels)
- Battery charger alternator with ground connection
- Starter battery/ies installed (cables and bracket included)
- Ground connection electrical installation with connection ready for ground spike (not supplied)
- Battery Switch (Opcional).
- Optional Battery (Optima) (Opcional).